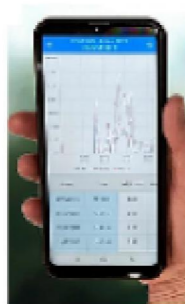




**DMS Web Portal.**  
Create your own reports on the web,

**DMS Mobile Portal.**  
View your data on graphs, tables on your mobile app.



**DMS API.**  
Read data from our secure server then add to your own applications.


```

{
  "id": 1,
  "name": "NEOLON CO 00",
  "type": "DMS Virtual Gateway",
  "timezone": "GMT",
  "readings": [
    {
      "id": 1,
      "label": "Pressure",
      "units": "kg/cm2",
      "status": "OK",
      "channel": 1,
      "value": 1.000000,
      "status": "OK"
    },
    {
      "id": 2,
      "label": "Temp 1C",
      "units": "degC",
      "status": "OK",
      "channel": 2,
      "value": 100.000000,
      "status": "OK"
    },
    {
      "id": 3,
      "label": "Temp 2C",
      "units": "degC",
      "status": "OK",
      "channel": 3,
      "value": 100.000000,
      "status": "OK"
    }
  ]
}
  
```



Data Acquisition System

**DMS Gateways.**  
Connects to various analysers and sends the data to the server.



**DMS Virtual Gateway.**  
Runs on the Palas AQQuard. Sends data to the server



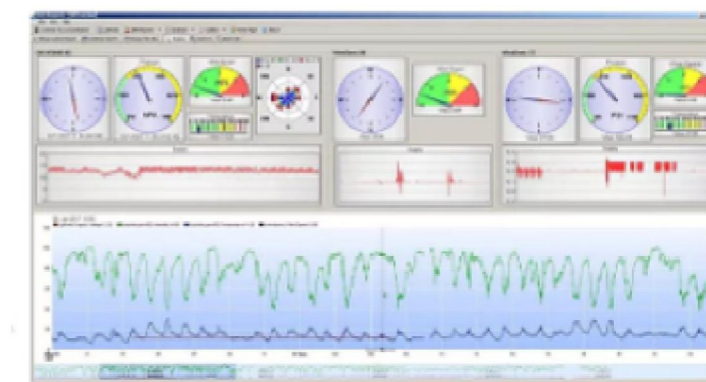
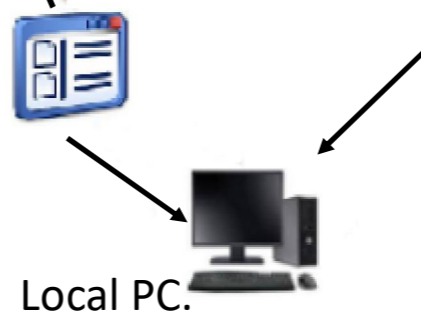
**Cloud Server**



**DMS Site Manager.**  
Setup, modify and monitor Gateways. See data live from the Gateways as they are sent to the server.



**DMS Archive.**  
Automatically copies data from the server to your local machine.



**DMS Reports Application.**  
Create advanced reports from database in local machine.

[www.datamonitoring.co.uk](http://www.datamonitoring.co.uk)